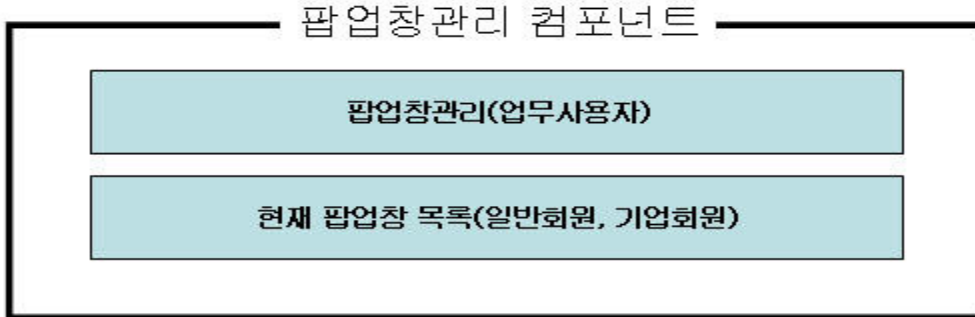


## Popup Management

### Summary

Provides the function that enables the administrator to register the popup at the initial screen and to display when the user logs in.

- Component Structure



- Function Flow

기능 명	기능 흐름
업무사용자 관리	관리자 로그인 → 팝업창관리 목록 → 팝업창관리 등록 → 팝업창관리 상세조회 → 팝업창관리 수정 → 팝업창관리 목록 → 팝업창관리 미리보기
일반회원 관리	사용자 로그인 → 현재 팝업창 목록
기업회원 관리	

### Description

### Package Dependency

Popup management package has direct functional dependency to the common package (cmm) of element technology only. However, it forms the deployment file together with calendar package according to reference relationship between packages so as to be executed without error during component deployment.

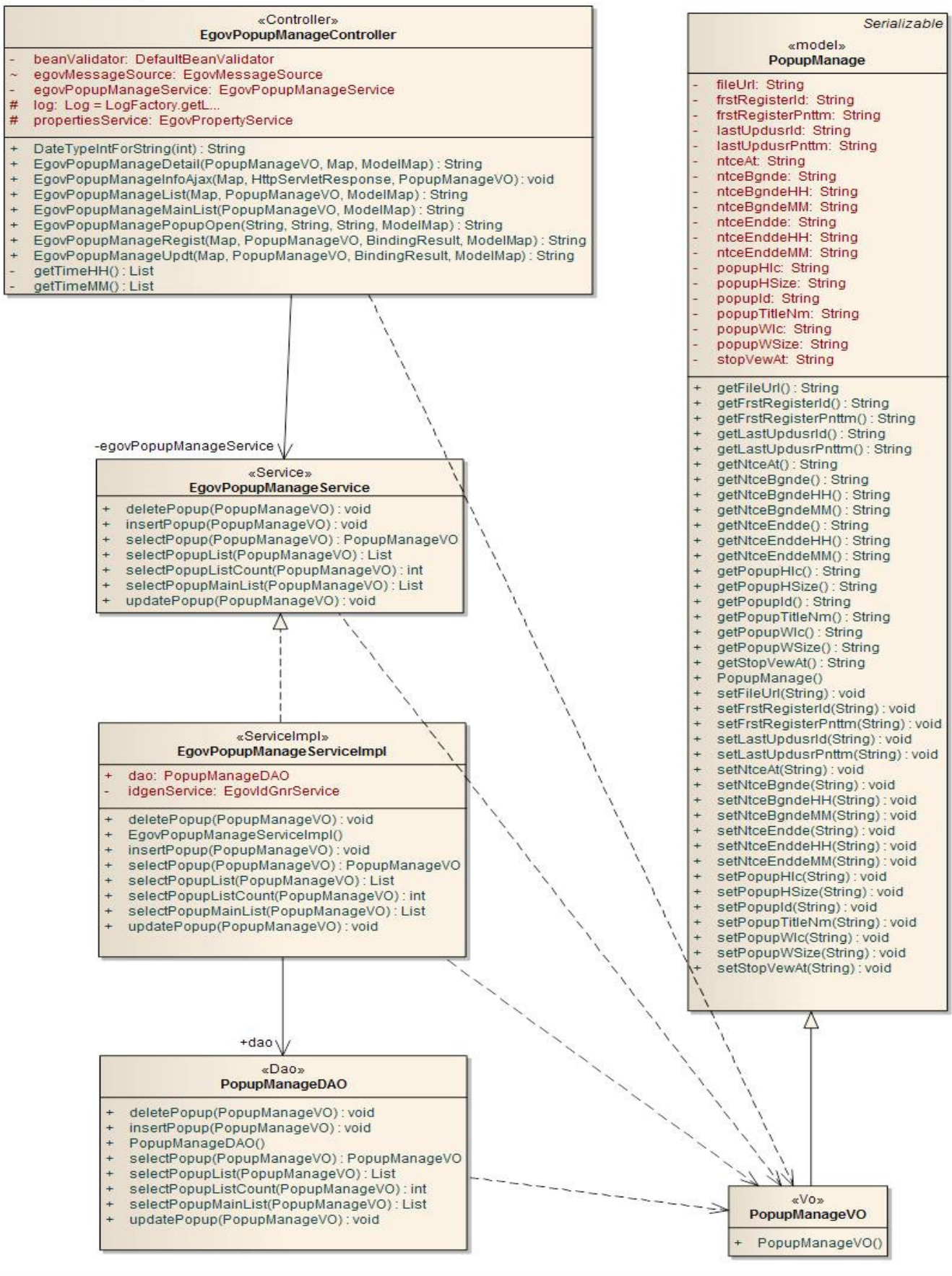
- Package Dependency: [User Support Package Dependency](#)

### Related Source

Type	Source	Remarks
Controller	egovframework.com.uss.ion.pwm.web.EgovPopupManageController.java	Controller Class for popup management
Service	egovframework.com.uss.ion.pwm.service.EgovPopupManageService.java	Service Class for popup management
ServiceImpl	egovframework.com.uss.ion.pwm.service.impl.EgovPopupManageServiceImpl.java	ServiceImpl Class for popup management

Model	egovframework.com.uss.ion.pwm.service.PopupManage.java	Model Class for popup management
VO	egovframework.com.uss.ion.pwm.service.PopupManageVO.java	VO Class for popup management
VO	egovframework.com.cmm.ComDefaultVO.java	Search VO Class
DAO	egovframework.com.uss.ion.pwm.service.impl.PopupManageDao.java	Dao Class for popup management
JSP	/WEB-INF/jsp/egovframework/com/uss/ion/pwm/EgovPopupManageList.jsp	List inquiry page for popup management
JSP	/WEB-INF/jsp/egovframework/com/uss/ion/pwm/EgovPopupManageRegist.jsp	Registration page for popup management
JSP	/WEB-INF/jsp/egovframework/com/uss/ion/pwm/EgovPopupManageUpdate.jsp	Update page for popup management
JSP	/WEB-INF/jsp/egovframework/com/uss/ion/pwm/EgovPopupManageDetail.jsp	Detail inquiry page for popup management
JSP	/WEB-INF/jsp/egovframework/com/uss/ion/pwm/EgovPopupMainList.jsp	Popup main list
QUERY XML	resources/egovframework/sqlmap/com/uss/ion/pwm/EgovPopupManage_SQL_Mysql.xml	QUERY XML for MySQL for popup management
QUERY XML	resources/egovframework/sqlmap/com/uss/ion/pwm/EgovPopupManage_SQL_Oracle.xml	QUERY XML for Oracle for popup management
QUERY XML	resources/egovframework/sqlmap/com/uss/ion/pwm/EgovPopupManage_SQL_Tibero.xml	QUERY XML for Tibero for popup management
QUERY XML	resources/egovframework/sqlmap/com/uss/ion/pwm/EgovPopupManage_SQL_Altibase.xml	QUERY XML for Altibase for popup management
Validator Rule XML	resources/egovframework/validator/validator-rules.xml	XML defining Validator Rule
Validator XML	resources/egovframework/validator/com/uss/ion/pwm/PopupManage.xml	Validator XML for popup management
Message properties	resources/egovframework/message/com/message-common_ko_KR.properties	Message properties for popup management
Idgen XML	resources/egovframework/spring/context-idgen.xml	Id creation Idgen XML for popup management

## Class Diagram



## ID Generation

## ID Generation Related DDL and DML

- Add **POPUP\_ID** to COMTECOPSEQ, the Sequence storage table, in order to utilize ID Generation Service.

```
CREATE TABLE COMTECOPSEQ ( table_name varchar(16) NOT NULL,
                           next_id DECIMAL(30) NOT NULL,
                           PRIMARY KEY (table_name));
INSERT INTO COMTECOPSEQ VALUES('POPUP_ID','0');
```

### ID Generation Configuration (context-idgen.xml)

```
<bean name="egovPopupManageIdGnrService"
      class="egovframework.rte.fdl.idgnr.impl.EgovTableIdGnrService"
      destroy-method="destroy">
  <property name="dataSource" ref="egov.dataSource" />
  <property name="strategy" ref="egovPopupManageIdMsgstrategy" />
  <property name="blockSize" value="1"/>
  <property name="table" value="COMTECOPSEQ"/>
  <property name="tableName" value="POPUP_ID"/>
</bean>
<bean name="egovPopupManageIdMsgstrategy"
      class="egovframework.rte.fdl.idgnr.impl.strategy.EgovIdGnrStrategyImpl">
  <property name="prefix" value="POPUP_" />
  <property name="cipers" value="14" />
  <property name="fillChar" value="0" />
</bean>
```

### Related Table

Table Name	Table Name(English)	Remarks
Popup Window Management	COMTNPOPUPMANAGE	Manage Popup Window Information.

### Related Function

Popup management function is composed of **Popup management list inquiry, Popup management detail inquiry, Popup management contents registration, Popup management contents update, Popup preview, Current popup list inquiry** function.

### Popup Management List Inquiry

#### Business Rule

The administrator can inquire the popup management information already registered in the form of list and click the Register button to move to the Registration screen.

#### Related Code

N/A

#### Screen and execution manual

Action	URL	Controller method	QueryID
List Inquiry	/uss/ion/pwm/listPopup.do	egovPopupManageList	"PopupManage.selectPopupManage",
			"PopupManage.selectPopupManageCnt"

순번	제목	게시 기간	파일URL	게시상태
1	공통컴포넌트 2차 개발 오픈	2009-11-04 18H 00M ~ 2009-11-28 18H 00M	/uss/ion/pwm/EgovPopupSample	Y
2	테스트	2009-10-01 04H 00M ~ 2009-10-31 21H 00M	/uss/ion/pwm/EgovPopupSample	Y

Register: to register, move to **Register Popup Window Management** screen through the Register button on top.

List (Title): move to **Popup Window Name Management Detail Inquiry** screen.

Preview: the function to preview the popup window prepared(provide the function to preview in new window by executing JavaScript.)

### Popup Management Detail Inquiry

#### Business Rule

You'll move to this screen if clicking the list in Popup management list. It shows details on popup management.

#### Related Code

N/A

#### Screen and execution manual

Action	URL	Controller method	QueryID
Detail Inquiry	/uss/ion/pwm/detailPopup.do	egovPopupManageDetail	"PopupManage.selectPopupManageDetail"
Delete	/uss/ion/pwm/detailPopup.do	egovPopupManageDetail	"PopupManage.deletePopupManage"

### 팝업창관리 상세보기

팝업창명 *	공통컴포넌트 2차 개발 오픈
팝업창URL *	/uss/ion/pwm/EgovPopupSample
팝업창위치 *	가로100 세로100
팝업창사이즈 *	WIDTH200 HEIGHT200
게시 기간 *	2009-11-04 18H 00M ~ 2009-11-28 18H 00M
그만보기 설정 여부 *	Y
게시 상태 *	Y

수정

삭제

목록

Delete: click the Delete button to show message confirming deletion and to perform deletion process.

List: move to **Popup Window Management list** screen.

Update: click the Update button to move to **Update Popup Window Management** screen.

### Popup Management Registration

#### Business Rule

Enter and save the basic information on popup management. Red \* mark in the right of the input name indicates the item that should be entered.

## Related Code

N/A

## Screen and execution manual

Action	URL	Controller method	QueryID
Register	/uss/ion/pwm/registPopup.do	egovPopupManageRegist	"PopupManage.insertPopupManage"

### 팝업창관리 등록

팝업창명 *	공통컴포넌트 2차 개발 오픈
팝업창URL *	/uss/ion/pwm/EgovPopupSample
팝업창위치 *	가로 100 세로 100
팝업창사이즈 *	WIDTH 200 HEIGHT 200
게시 기간 *	2009-11-04 18 H 00 M ~ 2009-11-28 18 H 00 M
그만보기 설정 여부 *	<input checked="" type="radio"/> Y <input type="radio"/> N
게시 상태 *	<input checked="" type="radio"/> Y <input type="radio"/> N

목록

저장

List: move to **Popup Window Management List** screen.

Save: entered popup window management information is saved.

## Popup Management Update

### Business Rule

Save the updated popup management information. Red \* mark in the right of the input name indicates the item that should be entered.

## Related Code

N/A

## Screen and execution manual

Action	URL	Controller method	QueryID
Update	/uss/ion/pwm/updtPopup.do	egovPopupManageUpdt	"PopupManage.updatePopupManage"

### 팝업창관리 수정

팝업창명 *	공통컴포넌트 2차 개발 오픈
팝업창URL *	/uss/ion/pwm/EgovPopupSample
팝업창위치 *	가로 100 세로 100
팝업창사이즈 *	WIDTH 200 HEIGHT 200
게시 기간 *	2009-11-04 18 H 00 M ~ 2009-11-28 18 H 00 M
그만보기 설정 여부 *	<input checked="" type="radio"/> Y <input type="radio"/> N
게시 상태 *	<input checked="" type="radio"/> Y <input type="radio"/> N

목록

저장

Popup Window URL(sample) : /egovframework/com/uss/ion/pwm/sample/EgovPopupSample

Save: updated information is saved.

List: move to **Popup Window Management List** screen.

## Current Popup List Inquiry

### Business Rule

Popup management provides the function to preview the popup of today in the posts registered in popup management in the form of new window.

Can be implemented in actual main page using the current page as module.

### Related Code

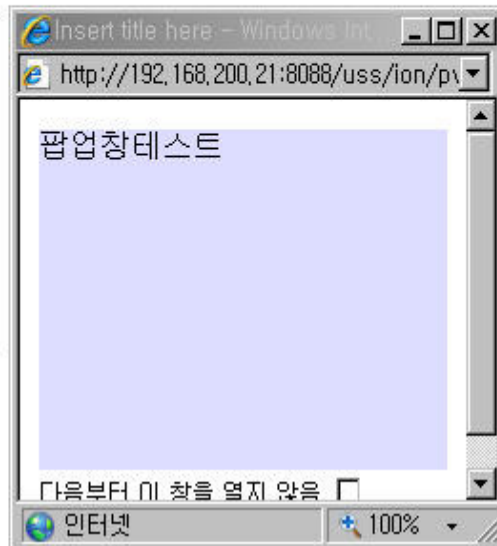
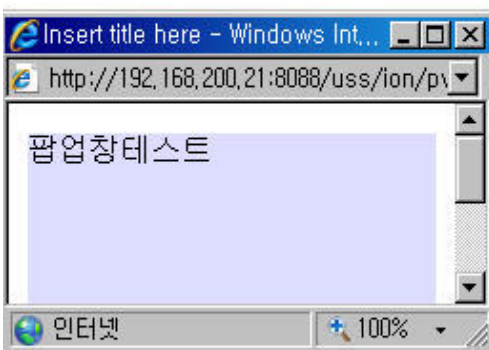
N/A

### Screen and execution manual

Action	URL	Controller method	QueryID
Popup list inquiry	/uss/ion/pwm/listMainPopup.do	egovPopupManageMainList	"PopupManage.selectPopupManageMain"

#### 현재 팝업창 목록

순번	제목	게시일	파일URL	게시상태
1	테스트	2009-09-16 10H 00M ~ 2009-10-31 23H 00M	/uss/ion/pwm/EgovPopupSample	Y
2	공통컴포넌트 2차 개발 오픈	2009-10-01 12H 00M ~ 2009-10-31 18H 00M	/uss/ion/pwm/EgovPopupSample	Y



Do Not Open this Window Next: current popup window is closed and popup will not open even if accessing the current page after now.

### Reference

- See Implementation Environment: [ID Generation Service](#)